

ภาคผนวก จ

กฎหมายที่เกี่ยวข้อง





Certificate of Calibration

Certificate Number : SPR22030059-1

Page : 1 of 3

Customer : TNP ENVIRONMENT CO.,LTD.

332/173 Moo.3, Bang Rak Phatthana, Bang Bua Thong, Nonthaburi
11110

Equipment Name : Digital Thermo-Hygrometer

Manufacturer : Extech

Model : 445815

Serial Number : PONPE5899554

ID. Number : TNP.LAB.21

Environmental Conditions

Ambient Temperature : $23^{\circ}\text{C} \pm 2^{\circ}\text{C}$ Received Date : 03 Mar 2022

Relative Humidity : $50\% \pm 15\%$ Calibration Date : 07 Mar 2022

Location of Calibration : In-Lab Recommend Due Date : 07 Mar 2023

Calibration Procedure : SP-CPT-04-13 Date of Issue : 08 Mar 2022

Method of Calibration

This certifies that the above instrument was calibrated in compliance with the calibration system requirement of ISO/IEC 17025:2017 in accordance with reference procedure. Standards used to perform this calibration are certified by to NIST or equivalent, National metrology institute, Natural physical constants, consensus standards. The result reported herein apply only to the calibration of the item described above as received. Our decision rule is to contact the customer if the item pass and fail calibration when the results include the uncertainties and the customer must determine if the results meets their needs.

All calibrations are performed within manufacture's specifications. The calibration certificate shall not be reproduced except in full, without written approval of SP Metrology System (Thailand).

Calibrated by : Mr. Navaporn Uengseng

Calibration Officer

Approved by :

(Mr. Worapong Sinthusopa)

Authorized Signatory



Calibration Report

Certificate Number : SPR22030059-1

Page : 2 of 3

Reference Standards

Equipment Name	Model	Serial No.	Certificate No.	Due. Date
Humidity Chamber	TH-80S	N/A	SPR22010401-8	05 Mar 2023
THERMO-HYGROMETER	5020A	A47046	QR22-0191	02 Feb 2023

Traceability

This certification is traceable to the International System of Unit maintained at :

SP Metrology - SP Metrology system (Thailand) Co.Ltd.

Quality Reborn Co., Ltd



Result of Calibration

Certificate No. : SPR22030059-1

Page : 3 of 3

Temperature Accuracy in the Measurement.

Unit : °C

Temperature Setting	Standard Reading	UUC Reading	Error	Uncertainty (±)
20.0	20.014	20.3	0.286	0.50
25.0	25.012	25.3	0.288	0.50

Humidity Accuracy in the Measurement. (25 °C)

Unit : %RH

Humidity Setting	Standard Reading	UUC Reading	Error	Uncertainty (±)
50.0	50.08	47	-3.08	1.7

Note:

The result of calibration was found accurate as show on date and place of calibration only.
This Certificate is not certified for any commercial transaction.

Measurement Uncertainty

The reported uncertainty of measurement is the expanded uncertainty obtained by multiplying the standard uncertainty with the coverage factor $k = 2$, providing a level of confidence approximately 95%.

- End of Certificate -



Certificate of Calibration

Certificate Number : SPR22030059-2

Page : 1 of 3

Customer : TNP ENVIRONMENT CO.,LTD.

332/173 Moo.3, Bang Rak Phatthana, Bang Bua Thong, Nonthaburi
11110

Equipment Name : Digital Thermo-Hygrometer

Manufacturer : Exttech

Model : 445815

Serial Number : PONPE5899555

ID. Number : TNP.LAB.22

Environmental Conditions

Ambient Temperature : $23^{\circ}\text{C} \pm 2^{\circ}\text{C}$ Received Date : 03 Mar 2022

Relative Humidity : $50\% \pm 15\%$ Calibration Date : 07 Mar 2022

Location of Calibration : In-Lab Recommend Due Date : 07 Mar 2023

Calibration Procedure : SP-CPT-04-13 Date of Issue : 08 Mar 2022

Method of Calibration

This certifies that the above instrument was calibrated in compliance with the calibration system requirement of ISO/IEC 17025:2017 in accordance with reference procedure. Standards used to perform this calibration are certified by to NIST or equivalent, National metrology institute, Natural physical constants, consensus standards. The result reported herein apply only to the calibration of the item described above as received. Our decision rule is to contact the customer if the item pass and fail calibration when the results include the uncertainties and the customer must determine if the results meets their needs.

All calibrations are performed within manufacture's specifications. The calibration certificate shall not be reproduced except in full, without written approval of SP Metrology System (Thailand).

Calibrated by : Mr. Navaporn Uengseng

Calibration Officer

Approved by :

(Mr. Worapong Sinthusopa)

Authorized Signatory



Calibration Report

Certificate Number : SPR22030059-2

Page : 2 of 3

Reference Standards

Equipment Name	Model	Serial No.	Certificate No.	Due. Date
Humidity Chamber	TH-80S	N/A	SPR22010401-8	05 Mar 2023
THERMO-HYGROMETER	5020A	A47046	QR22-0191	02 Feb 2023

Traceability

This certification is traceable to the International System of Unit maintained at :

SP Metrology - SP Metrology system (Thailand) Co.Ltd.

Quality Reborn Co., Ltd



Result of Calibration

Certificate No. : SPR22030059-2

Page : 3 of 3

Temperature Accuracy in the Measurement.

Unit : °C

Temperature Setting	Standard Reading	UUC Reading	Error	Uncertainty (±)
20.0	20.014	20.5	0.486	0.50
25.0	25.012	25.5	0.488	0.50

Humidity Accuracy in the Measurement. (25 °C)

Unit : %RH

Humidity Setting	Standard Reading	UUC Reading	Error	Uncertainty (±)
50.0	50.08	46	-4.08	1.7

Note:

The result of calibration was found accurate as show on date and place of calibration only.
This Certificate is not certified for any commercial transaction.

Measurement Uncertainty

The reported uncertainty of measurement is the expanded uncertainty obtained by multiplying the standard uncertainty with the coverage factor $k = 2$, providing a level of confidence approximately 95%.

- End of Certificate -



TECHNOLOGY PROMOTION ASSOCIATION (THAILAND-JAPAN)
CORPORATE SERVICES 3: EQUIPMENT CALIBRATION AND TESTING SERVICES
534/4 PATTANAKARN ROAD SOI 18, SUANLUANG, SUANLUANG, BANGKOK 10250
TEL. 0-2717-3000-24 FAX. 0-2719-9484



Certificate of Calibration

Certificate No. : 22H1779

Page : 1 of 2

Equipment : Digital Thermo-Hygrometer
Manufacturer: Exttech
Model : 448514
Serial No.: PONPE 5816745
ID No.: TNP.LAB.04

This certificate may not be reproduced other than in full,
except with the prior written approval of the head of
Corporate Services 3: Equipment Calibration and Testing Services.

Condition As-Received: Used Item

Received Date: 24 August 2022

Calibration Date: 27 August 2022

Reference: 2208-0843WN

Submitted by: TNP ENVIRONMENT CO.,LTD

Ambient Temperature: (25 ± 3) °C

Relative Humidity: (50 ± 20) %

332/173 Moo 3, Bang Rak Phatthana, Bang Bua Thong,
Nonthaburi 11110

Procedure used: Calibration were conducted using in-house calibration procedure CP-H03 according to comparison with standard chilled mirror sensor for humidity measurement function and comparison with standard temperature probe for temperature measurement function into humidity / temperature chamber.

Condition of this result of calibration

1.Reference standards instruments :

Instrument	Model	Serial No.	Certificate No.	Due Date
1) Standard Chilled Mirror Hygrometer Sensor	Dew Prime II	31863	19714	17 Sep 2022
2) Standard Humidity/Temperature Meter	400	10240757	TH-0125-21	13 Dec 2022

2.The certificate is valid only to the item calibrated on date and place of calibration.

3.This Certification is traceable to the International System of Unit maintained at:-

- National Institute of Standards and Technology (NIST) , The United States of America
- National Institute of Metrology Thailand (NIMT)

Calibrated by : Somchai Dumwor
Issue Date : 30 August 2022

Approved Signatory :

- ☒ Chakrit Waewanjua
☐ Pornthippa Tameyakul
☐ Viporn Tantiyawutti

B 0295353



Cert. No.: 22H1779

Page.: 2 of 2

Result of Calibration:-

Without Adjustment

Function:

Humidity measurement.

<u>Reference</u> <u>Temperature</u> (°C)	<u>Standard</u> <u>Humidity</u> (%R.H.)	<u>UUC*</u> <u>Reading</u> (%R.H.)	<u>Error</u> (%R.H.)	<u>Uncertainty</u> <u>of Measurement</u> (±%R.H.)
25.0	50.1	47	-3.1	1.6

Result of Calibration:-

Without Adjustment

Function:

Temperature measurement for indoor sensor.

<u>Standard</u> <u>Temperature</u> (°C)	<u>UUC*</u> <u>Reading</u> (°C)	<u>Error</u> (°C)	<u>Uncertainty</u> <u>of Measurement</u> (±°C)
20.02	20.1	0.08	0.42
25.03	25.4	0.37	0.42

UUC* : Unit Under Calibration

The reported uncertainty of measurement was base on standard uncertainty multiplied by coverage factor $k = 2.00$, providing confidence level approximately 95%.

-000-

a 1123737



MCL
Microtech Calibration laboratory



NSC-TISI-TIS 17025
CALIBRATION 0228

53/154 Moo 2, Semafahkarm Road, Tumbon Khukhot, Amphur Lamlukka, Pathumthani 12130

53/154 หมู่ 2 ถนนเสมาฟ้าคราม ตำบลลูกคต อำเภอลำลูกกา จังหวัดปทุมธานี 12130

Tel. 02-9877200 Fax. 02-9877205

Certificate No. : M22 - 1588A

Page : 1 of 4

Certificate of Calibration

Customer : TNP ENVIRONMENT CO.,LTD.
Address : 332/173 Moo 3 Bang Rak Phatthana, Bang Bua Thong, Nonthaburi 11111


Description of Equipment : Electronic Balance
Manufacturer : Shimadzu
Model : AP225WD
Serial Number : D316301848
ID. / Control Number : TNP.LAB.30
Made In : Philippines
Location : On - Site
Environmental Conditions : Temperature (25 +/- 10) °C
Humidity (50 +/- 25) % RH
Atmospheric Pressure (1010 +/- 10) mbar

Calibration Date : APR 18, 2022
Issue Date : APR 20, 2022

Uncertainty of Measurement

The reported uncertainty is based on a standard uncertainty multiplied by coverage factor of $k = 2$. It has been evaluated according to the "Expression of the Uncertainty of Measurement in Calibration (M3003)" which provides a level of confidence approximately 95%.

Calibrated by : Sarawut Khrueapan

Approved by : 

(Precha Pavachot)

Laboratory Manager

Certificate of Calibration

Description : Electronic Balance **Serial Number** : D316301848 **Resolution** : 0.0001,0.00001 g
Manufacturer : Shimadzu **ID. /Control Number** : TNP.LAB.30 **Order No.** : 1398 - 22
Model : AP225WD **Made In** : Philippines **Received Date** : APR 18, 2022
Unit : g **Capacity** : 220 g **Calibration Date** : APR 18, 2022

Result of Calibration : Without Adjustment **Resolution** : 0.0001,0.00001 g
Range : 200 g

2. Departure From Nominal Value

Nominal Value g	UUC* Reading g	UUC* Error g	Uncertainty of Measurement +/- g
0	0.00000	0.00000	0.00013
0.1	0.10003	0.00003	0.00013
0.2	0.20002	0.00002	0.00022
0.5	0.50002	0.00002	0.00043
1	1.00002	0.00002	0.00043
2	2.00005	0.00005	0.00043
5	5.00007	0.00007	0.00068
10	10.00006	0.00006	0.00068
20	20.00003	0.00003	0.00068
50	49.99997	-0.00003	0.00068
100	99.99999	-0.00001	0.00068
200	199.9999	-0.0001	0.00068

UUC* = Unit Under Calibration

Certificate of Calibration

Description : Electronic Balance **Serial Number** : D316301848 **Resolution** :
Manufacturer : Shimadzu **ID. /Control Number** : TNP.LAB.30 **Order No.** : 1398 - 22
Model : AP225WD **Made In** : Philippines **Received Date** : APR 18, 2022
Unit : g **Capacity** : 220 g **Calibration Date** : APR 18, 2022

Result of Calibration : Without Adjustment **Resolution** : 0.0001, 0.00001 g

Range : 200 g

3. Effect of Center Loading



Nominal Load g	UUC* Reading					Maximum Difference g
	A g	B g	C g	D g	E g	
50	49.99997	49.99997	49.99995	49.99996	49.99996	0.00002

A Mass of 50 g Was Placed to Various Position on The Pan.

The Weighing Machine Reading Error Obtained Is Given In Table

4. Effect Tare Function

Nominal Tare Weight g	Standard Weight g		UUC* Reading g	UUC* Error g
	Tare		0.00000	0.00000
	at 20 %	20.0000	20.0001	0.0001
100	at 100 %	100.0000	100.0002	0.0002

UUC* = Unit Under Calibration

..... END.....

Certificate of Calibration

Description : Electronic Balance	Serial Number : D316301848	Resolution : 0.0001,0.00001 g
Manufacturer : Shimadzu	ID. /Control Number : TNP.LAB.30	Order No. : 1398 - 22
Model : AP225WD	Made In : Philippines	Received Date : APR 18, 2022
Unit : g	Capacity : 220 g	Calibration Date : APR 18, 2022

Calibration Method

The Electronic balance was measured using standard weight following to in house calibration method MCL-CP14 and based on UKAS LAB 14: Edition 5 July 2015

This result was found accurate as shown on date and place of calibration only.

Reference Standard

Description	Model	Serial No.	Certificate No.	Due Date
Standard Weight Set	50 mg - 2 kg	N/A	B0-0805057/20	MAY 09, 2021

Traceability of Measurement

The measurements are traceable to international system of units (SI)

The certificate is traceable to through Thai Heart Calibration Co.,Ltd.

Range : 200 g

Resolution : 0.0001,0.00001 g

1. Repeatability of Balance

Nominal Value g	Standard Deviation of Reading g
0	0.00000
200	0.0000

Certificate of Calibration

Certificate No. : 65-400665-1

Page : 1 of 2

Submitted by : TNP Environment Co., Ltd.
332/173 Moo 3 Bang Rak Phatthana, Bang Bua Thong, Nonthaburi 11110

Equipment : Air Chamber (Oven)
Manufacturer : Memmert Model : UF75
Range : N/A °C Resolution : 0.1 °C
Serial No. : B320.0251 ID No. : N/A

Environment : On site calibration was carried out at the Laboratory, TNP Environment Co., Ltd.

Ambient Temperature : (27.0 to 28.0 °C

Relative Humidity : (40 to 45) %

Line Voltage : (228.0 to 230.0) V

Date of Received : 26 December 2022

Date of Calibration : 26 December 2022

Date of Issue : 28 December 2022

Calibrated by : Permpon Chanpu

Calibration Method : CAL-M4004, TLAS G-20

The temperature scale used was based on ITS-90

Reference Standard Instruments : This certification is traceable to the International System of Units

Standard Digital Thermometer with Thermocouple probe

ID No.	Cert. No.	Due Date	Traceability
400029 & 400030	65-400548-1	26 Apr 2023	National Institute of Metrology Thailand (NIMT)

Approved by :

(Bunjerd Masri)

Supervisor

The Uncertainties are for a confidence probability of approximately 95%

This certificate may not be reproduced other than in full except with the prior written approval of the Calibratech Co.,Ltd.



Certificate of Calibration

Certificate No. : 65-400665-1

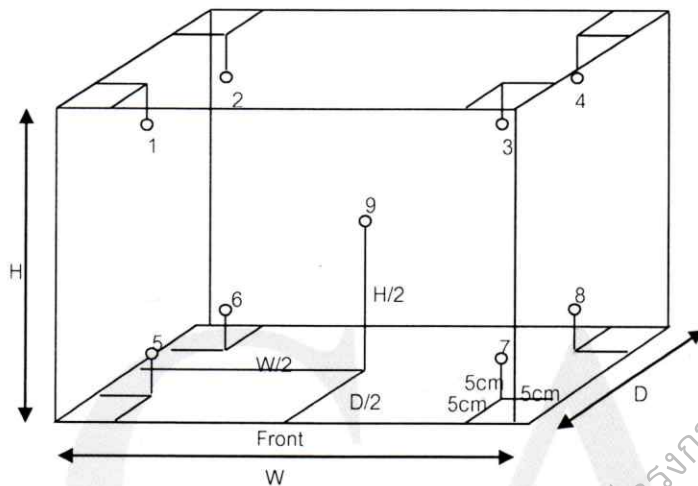
Page : 2 of 2

Result of Calibration : Without Adjustment

UUC Condition As-Received : Good

Function : Temperature measurement

This instrument was setting air ventilation at position 0 (close)



Inside of Chamber

W = 0.40 m

D = 0.33 m

H = 0.56 m

Capacity = 0.07 m³

Test Point (°C)	Setting Temperature (°C)	Indicating Temperature (°C)	Measured Temperature (°C) @ Sensor No.									Uncertainty (± °C)
			1	2	3	4	5	6	7	8	9	
104.0	104.0	104.0	104.2	104.1	104.2	104.0	103.8	103.9	103.9	103.9	104.0	0.69
180.0	180.0	180.0	179.6	179.6	179.7	179.8	180.2	179.5	179.0	179.8	180.5	1.0

Test Point (°C)	Setting Temperature (°C)	Indicating Temperature (°C)	Measured Uniformity (°C)	Measured Stability (°C)	Overall Variation (°C)
104.0	104.0	104.0	0.4	0.1	0.7
180.0	180.0	180.0	1.7	0.3	2.0

Remark The uncertainty is not combine uniformity of the air chamber

This result of calibration was found accurate as shown on date and place of calibration only.

This reported uncertainty of measurement was based on a standard uncertainty multiplied by a coverage factor $k = 2$, providing a level of confidence of approximately 95%

- o0o -

B✓



Certificate No. T/O 650027

Date of issue : 8-Mar-2022

Equipment Description : Incubator
Equipment Model : SMART i250
Equipment Serial No. : 0410-0121-0003
I.D. No. or Control No. : -
Manufacturer : Entech Industrial Solution Co.,Ltd.
Customer Name : TNP ENVIRONMENT CO.,LTD.
Customer Address : 332/173 Moo 3 Tambon Bang Rak Phatthana, Amphoe Bang Bua Thong,
Nonthaburi 11110
Total pages of certificate : 2 pages
Instrument Receiving Date : 4-Mar-2022
Receiving No. : O-220030
Environmental Conditions : All of the measurement were carried out in the working area
Temperature : (25 ± 15) °C
Humidity : (55 ± 30) % RH
Voltage : (220 ± 22) VAC
Calibration Place : 332/173 Moo 3 Tambon Bang Rak Phatthana, Amphoe Bang Bua Thong,
Nonthaburi 11110
Calibration Procedure No. : WI-CL-18-C

The calibration certificate expanded uncertainty of measurement is stated as the standard uncertainty of measurement multiplied by the coverage factor k , which for a normal distribution corresponds to a coverage probability of approximately 95%

The standard uncertainty of measurement has been determined in accordance with M 3003

The expression uncertainty and confidence in measurement.

This certificate is applied only to item under test environmental condition.

*This calibration certificate may not be reproduced other than in full except with the permission of the issuing laboratory.
Calibration certificates without signature and seal are not valid.*

This calibration certificate documents are traceability to national standards, which realize the unit of measurement according to the International system of units (SI).

Date of Calibration : 4-Mar-2022



Mr. Kittipong Kaewsai
Calibration Engineer



Ms. Nongluck Wongsettee
Technical Manager

Certificate No. : T/O 650027

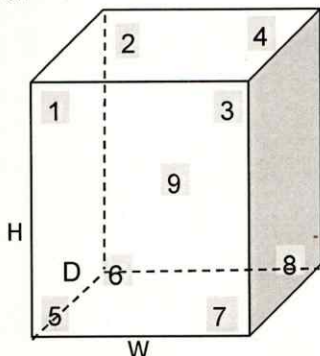
The Reference Standard Instrument :-

<u>Instrument</u>	<u>Model</u>	<u>Serial No.</u>	<u>Cert No.</u>	<u>Due date</u>
1) Data logger with RTD Probe	Agilent 34972A	MY41187783	PSL-T 0688-2/64	16-Apr-2022

Measured room conditions

Temperature :	Minimum: 23.8 °C	Maximum: 25.2 °C
Humidity :	Minimum: 53.4 %RH	Maximum: 60.3 %RH
Voltage :	Minimum: 220.0 VAC	Maximum: 223.5 VAC
Fresh Air Setting:	off	

Sensor Position :



Working Space of chamber :

(Inside Dimensions) W x D x H : 500 mm x 480 mm x 1100 mm

Sensor Installation Details :

- Sensor Number 1 to 8 installed approximately 50 mm From each wall.
- Sensor Number 9 installed approximately geometric of the chamber.

Results : The measurement results of the calibration were reported in the table below.

(*) Without adjustment () After adjustment

UUC* Setting	UUC* Reading	Temperature Reading of Standard Sensor								
		Sensor Position								
(°C)	(°C)	1	2	3	4	5	6	7	8	9
20.0	20.0	20.26	20.16	20.33	20.18	20.06	20.11	20.02	20.05	20.08

UUC* Setting	UUC* Reading	Temperature Uniformity	Temperature Stability	Overall Variation	Uncertainty of Measurement	Coverage Factor
(°C)	(°C)	(°C)	(± °C)	(°C)	(± °C)	K
20.0	20.0	0.43	0.39	0.95	0.80	2

UUC* = Unit Under Calibration

Remark :-

- Temperature reading of Standard Sensors shown in the table were taken from the average of Standard reading at each position.
- Temperature Uniformity was calculated from the difference between the maximum and minimum of actual temperature reading from all reference sensors at the same time.
- Temperature Stability was calculated from the maximum stability of nine positions, and formula of Stability is [(Maximum Temperature Value - Minimum Temperature Value) / 2]
- Overall Variation was calculated from the difference between the maximum and minimum measured temperature throughout observation time.

End of Report

Certificate of Calibration

Certificate No. : 65-420007-1

Page : 1 of 2

Submitted by : TNP Environment Co.,Ltd.

332/173 Moo 3 Bang Rak Phatthana, Bang Bua Thong, Nonthaburi 11110

Equipment : pH Meter (Pocket)

pH meter

Manufacturer : Adwa

Model : AD 12

Range : -2.00 to 16.00 pH

Resolution : 0.01 pH

Serial No. : 1328

ID No. : TNP-LAB-13-2564

Environment : Ambient Temperature : $(25 \pm 2) ^\circ \text{C}$

Relative Humidity : $(50 \pm 15) \%$

Date of Received : 01 February 2022

Date of Calibration : 02 February 2022

Date of Issue : 02 February 2022

Calibrated by : Bunjerd Masri

Calibration Method : In-house method CAL-M4201 direct measurement by using certified reference material (CRM)

Reference Standard Instruments : This certification is traceable to the International System of Units

Standard Buffer Solution

pH	Cert. No.	Lot No.	Exp. Date	Traceability
4.004	61218215	769926	15 May 2022	CPA Chem Ltd. Accredited to ISO 17034 and ISO/IEC 17025
6.985	61223875	769927	15 May 2022	CPA Chem Ltd. Accredited to ISO 17034 and ISO/IEC 17025
9.963	61208865	769928	15 May 2022	CPA Chem Ltd. Accredited to ISO 17034 and ISO/IEC 17025

Approved by :

(Bunjerd Masri)

Supervisor

The Uncertainties are for a confidence probability of approximately 95%

This certificate may not be reproduced other than in full except with the prior written approval of the Calibratech Co.,Ltd.



Certificate of Calibration

Certificate No. : 65-420007-1

Page : 2 of 2

Result of Calibration :

UUC Condition As-Received : Good

Function : pH meter with electrode

Performing a three - buffer standard curve using buffer nominal pH (4,7,10)

Adjustment Curve at nominal pH	Standard Buffer (pH)	UUC Reading (pH)	Correction (pH)	Uncertainty (± pH)
4, 7	4.004	4.00	0.00	0.011
	6.985	7.00	-0.01	0.012
7,10	6.985	7.00	-0.01	0.012
	9.963	10.00	-0.04	0.015

Remark

1 UUC : Unit Under Calibration

2 pH meter does not have voltage mode because the plug can not BNC socket

This result of calibration was found accurate as shown on date and place of calibration only.

This reported uncertainty of measurment was based on a standard uncertainty multiplied by a coverage factor $k = 2$,
providing a level of confidence of approximately 95%

- ๐0๐ -

(Handwritten signature)





TECHNOLOGY PROMOTION ASSOCIATION (THAILAND-JAPAN)
CORPORATE SERVICES 3: EQUIPMENT CALIBRATION AND TESTING SERVICES
534/4 PATTANAKARN ROAD SOI 18, SUANLUANG, SUANLUANG BANGKOK 10250
TEL. 0-2717-3000-27 FAX. 0-2719-9484



Cert.No.: 22CH1128

Page.: 1 of 3

Certificate of Calibration

Equipment : pH Meter
Manufacturer : Horiba
Model : LAQUA-PH1100
Serial No. : B80A0042
ID No. : TNP.LAB.02
Condition As-Received: Used Item
Received Date : 24 August 2022
Calibration Date : 25 August 2022
Reference : 208-0843WN-1
Submitted by : TNP ENVIRONMENT CO.,LTD
332/173 Moo 3, Bang Rak Phatthana,
Bang Bua Thong, Nonthaburi 11110
Ambient Temperature : (25 ± 2.5) °C
Relative Humidity : (50 ± 15) %
Calibration Procedure : In - house method :
- CP-CH5 by direct measurement with standard
voltage calibrator and direct measurement with
certified reference material (CRM)
- CP-CH8 by comparison with standard thermometer

Calibrated by : Warakorn Lernagtrakul

Approved by :

Approved Signatory

- () Malee Butkruea
(✓) Saihip Meangmai
() Warakorn Lernagtrakul

Issue Date : 29 August 2022

The Uncertainties are for a confidence probability of approximately 95%

This certificate may not be reproduced other than in full, except with the prior written
Approval of the head of Corporate Services 3 : Equipment Calibration and Testing Services.

A 0044697



Cert.No.: 22CH1128

Page.: 2 of 3

Condition of this calibration result

1. Reference Standard Instrument : -

Instrument	Serial No.	ID No.	Cert. No.	Due Date
1) Document Process Calibrator	46530031	130RC098	21E3245	07 Oct 2022
2) Ref. Standard Thermometer	4982054	110RC044	21I1201	26 Oct 2022

This certification is traceable to the International System of Unit maintained at:-

- Traceable to National Institute of Metrology (Thailand), NIMT

2. Certified Reference Materials : The measurement results are traceable to SI through CPA chem Ltd.,
ANSI-ASQ National Accreditation Board, Accredited No. AR-1835

Buffer Solution	Manufacturer	Lot No.	Exp. date
pH 4.008	CPA chem	823320	20 June 2024
pH 6.985	CPA chem	794122	14 Feb 2023
pH 10.008	CPA chem	823323	20 June 2023

3. This certificate is valid only to the item calibrated on date and place of calibration.

Calibration Results

Function : mV Measurement

Performing standard curve by Fluke at pH (4,7,10)

Unit Under Calibration	Nominal Value	Standard Voltage Input	Actual Reading		Uncertainty of Measurement (±mV)	Coverage factor k
	pH	mV	mV	pH		
pH Meter S/N.: B80A0042	4.00	177.48	177.4	4.01	0.058	2.00
	7.00	0.00	0.0	7.00	0.058	2.00
	10.00	-177.48	-177.5	10.01	0.058	2.00

Saitthip

a 1123682



Cert.No.: 22CH1128

Page.: 3 of 3

Calibration Results**Function : pH Measurement**

Performing three buffers standard curve by using buffer nominal pH (4,7,10)

Unit Under Calibration	Standard pH Buffer Solution	Actual pH Reading	Actual mV Reading (mV)	Uncertainty of pH measurement (\pm)	Coverage factor k
pH Electrode S/N.: 9X0B0575	4.008	4.01	153.9	0.0086	2.05
	6.985	6.99	-18.8	0.012	2.05
	10.008	10.01	-190.3	0.011	2.05

Function : Temperature Measurement**(*) Without adjustment**

This equipment was connected with Temperature Probe;

- Model : 961X5S
- Serial No. : 9X0B0575

Dimension of probe;

- Length : 87 mm.
- Diameter : 12 mm.
- Immersion Depth : 80 mm.

Calibration Point ($^{\circ}\text{C}$)	Standard Temperature ($^{\circ}\text{C}$)	UUC* Reading ($^{\circ}\text{C}$)	Error ($^{\circ}\text{C}$)	Uncertainty of measurement (\pm $^{\circ}\text{C}$)	Coverage factor k
20.0	20.003	20.0	-0.003	0.13	2.00
25.0	25.002	25.0	-0.002	0.13	2.00
30.0	30.004	30.0	-0.004	0.13	2.00

Remark : - UUC* = Unit Under Calibration

The reported uncertainty of measurement was based on a standard uncertainty multiplied by a coverage factor k , providing a level of confidence of approximately 95 %.

-o0o-

Saethip

a 1123681

Certificate No.: T/O 650134

Date of issue : 11-Oct-2022

Equipment Description : Refrigerator
Equipment Model : P1010
Equipment Serial No. : P1010-1020-0005
I.D. No. or Control No. : TNP.LAB.01
Manufacturer : Entech Industrial Solution Co.,Ltd.
Customer Name : TNP ENVIRONMENT CO.,LTD.
Customer Address : 332/173 Moo. 3 Tambon Bang Rak Phatthana, Amphoe Bang Bua Thong,
 Nonthaburi 11110
Total pages of certificate : 2 pages
Instrument Receiving Date : 10-Oct-2022
Receiving No. : O-220115
Environmental Conditions : All of the measurement were carried out in the working area
 Temperature : (25 ± 15) °C
 Humidity : (55 ± 30) % RH
 Voltage : (220 ± 22) VAC
Calibration Place : 332/173 Moo. 3 Tambon Bang Rak Phatthana, Amphoe Bang Bua Thong,
 Nonthaburi 11110
Calibration Procedure No. : WI-CL-18-C

The calibration certificate expended uncertainty of measurement is stated as the standard uncertainty of measurement multiplied by the coverage factor k, which for a normal distribution corresponds to a coverage probability of approximately 95%

*The standard uncertainty of measurement has been determined in accordance with M 3003
 The expression uncertainty and confidence in measurement.*

This certificate is applied only to item under test environmental condition.

*This calibration certificate may not be reproduced other than in full except with the permission of the issuing laboratory.
 Calibration certificates without signature and seal are not valid.*

This calibration certificate documents are traceability to national standards, which realize the unit of measurement according to the International system of units (SI).

Date of Calibration : 10-Oct-2022



Mr. Kittipong Kaewsai
Calibration Engineer



Ms. Nongluck Wongsettee
Technical Manager

Certificate No. : T/O 650134

The Reference Standard Instrument :-

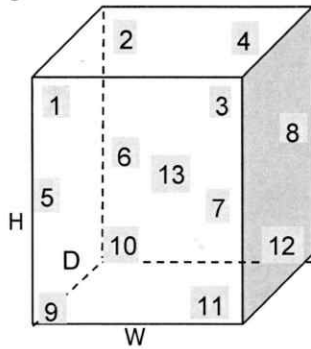
Instrument	Model	Serial No.	Cert No.
1) Data logger with RTD Probe	Agilent 34972A	MY60008352	PSL-T 0524-3/65

4-Apr-2023

Measured room conditions

Temperature :	Minimum: 30.4 °C	Maximum: 31.6 °C
Humidity :	Minimum: 51.4 %RH	Maximum: 56.7 %RH
Voltage :	Minimum: 220.1 VAC	Maximum: 223.2 VAC
Fresh Air Setting:	off	

Sensor Position :



Working Space of chamber :

(Inside Dimensions) W x D x H : 1560 mm x 500 mm x 1380 mm

Sensor Installation Details :

- Sensor Number 1 to 12 installed approximately 50 mm From each wall.
- Sensor Number 13 installed approximately geometric of the chamber.

Results : The measurement results of the calibration were reported in the table below.
(*) Without adjustment () After adjustment

UUC* Setting	UUC* Reading	Temperature Reading of Standard Sensor								
(°C)	(°C)	Sensor Position								
		1	2	3	4	5	6	7	8	9
		4.52	4.36	4.21	4.00	4.52	4.20	4.77	4.39	4.07
		Sensor Position								
		10	11	12	13					
		4.16	4.17	4.54	4.07					

UUC* Setting	UUC* Reading	Temperature Uniformity	Temperature Stability	Overall Variation	Uncertainty of Measurement	Coverage Factor
(°C)	(°C)	(°C)	(± °C)	(°C)	(± °C)	K
4.0	4.0	1.07	0.93	2.23	1.2	2

UUC* = Unit Under Calibration

Remark :-

- Temperature reading of Standard Sensors shown in the table were taken from the average of Standard reading at each position.
- Temperature Uniformity was calculated from the difference between the maximum and minimum of actual temperature reading from all reference sensors at the same time.
- Temperature Stability was calculated from the maximum stability of nine positions, and formula of Stability is $[(\text{Maximum Temperature Value} - \text{Minimum Temperature Value}) / 2]$
- Overall Variation was calculated from the difference between the maximum and minimum measured temperature throughout observation time.

End of Report

Calibration Certificate

Cert. No. : CT-22-01-22708

Page : 1 of 4

Issued date : 27 January 2022

Equipment : Water Bath , Manufacturer : MLAB , Model : WBN30
S/N = 0347 , Customer ID = TNP LAB.10

Client : TNP ENVIRONMENT CO.,LTD.
332/173 Moo 3 Bang Rak Phatthana, Bang Bua Thong, Nonthaburi 11110

Received Date : 24 January 2022

Ref. Job No. : SO6501000045

Calibrated by : Mr.Pramot Srisukum

Cert. prepare by : Ms.Nattanicha Panumram

Calibrated Date : 24 January 2022

Approved by : Mr.Montree Ruschasetkul

Calibration Place : ห้องปฏิบัติการ 2

Environment Condition : Temperature 25.9 ± 0.8 (°C) , Humidity 43.5 ± 9.5 (%RH)

Calibration Method : In-house method based on ASTM E715-80 (Reapproved 2006) , (MTEC WI No. # WICAL-02-003-R01)

Reference Standard Instrument :

No	Instrument	code	Model	Due date
1	Temperature Data Logger	MTEC-CE-0175	MLAB	10/2021
2	Thermo Hygrometer	MTEC-CE-0173	TH-03A	06/2022

Condition of certificate

(1) This certificate is traceable to International System of units (SI Units). , (2) This certificate was certified only for the instrument we calibrated. , (3) This result of calibration was found accurate as show on date and place of calibration only. , (4) The reported uncertainty of measurement was based on a standard uncertainty multiplied by a coverage factor $k =$ (see result table) , providing a level of confidence of approximately 95%. , (5) This certificate may not be reproduced other than in full, except with the prior written approval of the head of Calibration Division, Metrology Technical Co.,Ltd.



Approved Signatory

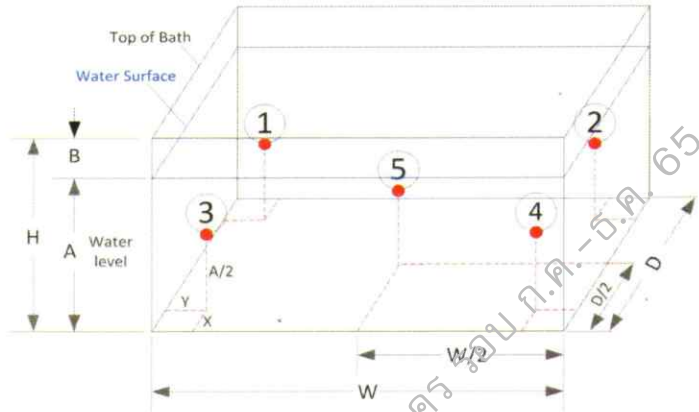
Certificate No. : CT-22-01-22708

Calibration Result :

Page : 2 of 4

Condition of UUC :

- 1) Adjust Condition : Without Adjustment
- 2) Lid Cover : Flat Sheet (Plastic , from
- 3) Circulation : without circulation
- 4) X , Y = 5 cm. , B ~ 3 cm.



Pic 1 : Position of each sensor No.

- (1) The quoted uncertainty include with " Stability".
- (2) Stability = One-half of the greatest maximum difference of measured temperatures at any one sensors , for at least half an hour after reaching sted state.
- (3) Uniformity = The maximum difference of measured temperatures at two any sensor which are observed at the same time.
- (4) Overall variation = The difference of the maximum and the minimum measured temperature throughtout observation time.

Section 1 : Report of Temperature distribution

Unit : (°C)

Calibration Point	UUC Setting (*)	UUC Reading (*)	Measured Temperature @ Sensor No.					Uncertainty (±)	k (**)
			#1	#2	#3	#4	#5		
85	85	85.0	85.22	85.26	85.17	85.16	85.28	0.370	2

(*) = The average of 30 values in each point , (**) = Coverage factor (k) value

Section 2 : Report of Chamber Performance

Unit : (°C)

Calibration Point	UUC Setting (*)	UUC Reading (*)	Temperature Uniformity	Temperature Stability (± °C)	Temperature Overall Variation
85	85	85.0	0.34	0.10	0.37

(*) = The average of 30 values in each point

Approved Signatory :

Certificate No. : CT-22-01-22708

Page : 3 of 4

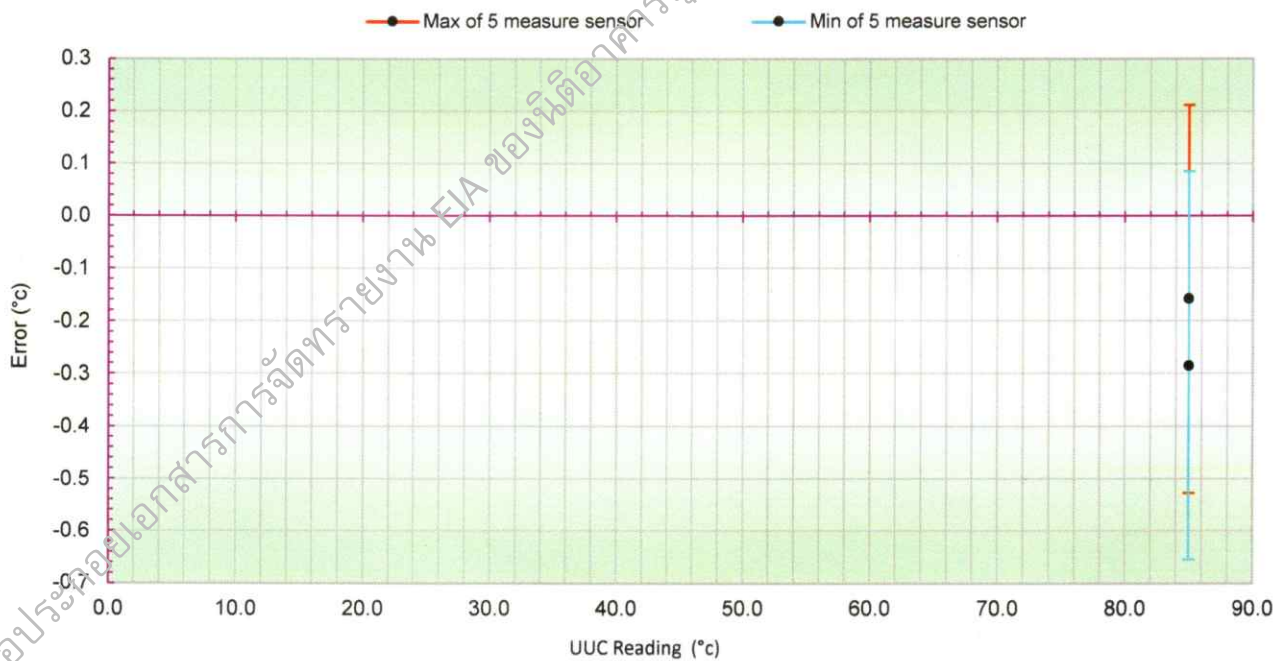
Section 3 : Possible of temperature in chamber. Show minimum and maximum of the average values and Include with uncertainty of measurement. , The average values is average of each position standard sensor throughout observation time.

Unit : (°c)

Calibration Point	UUC Setting (*)	UUC Reading (*)	Possible of Minimum temperature in chamber	Possible Maximum temperature in chamber
85	85	85.0	84.79	85.65

(*) = The average of 30 values in each point

Section 4 : Trend of accuracy



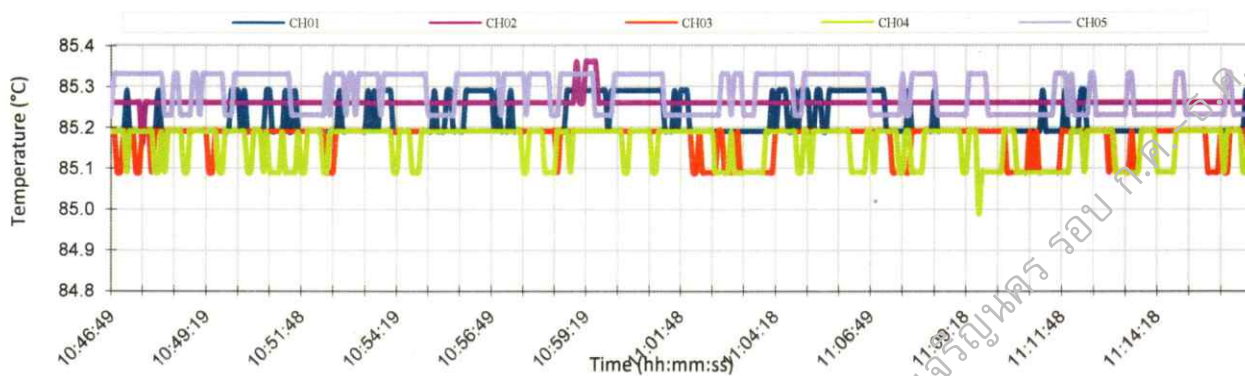
Approved Signatory : _____

Certificate No. : CT-22-01-22708

Page : 4 of 4

Section 5 : Graph report for Temperature distribution , not include uncertainty of measurement

(5.1) Temperature Distribution at UUC Reading 85.0 °C



Approved Signatory : 

CERT.No.: HS-T031D

Certificate of Calibration

Calibration Date : 22 Apr 22

Submitted by : PINTHONG UTILITIES COMPANY LIMITED

789 Moo1 Nong koh-Laen Chabang Rd,

Nong-kham Sriracha Chonburi Thailand 20230

Avg Room Temp : 20 °C

Avg Water Temp : 20 °C

Air Pressure : 757.00 mmHg

Salinity : 0 ppt

Model : YSI 4010-2W

S/N : 22051520

Probe : YSI 4100

S/N : 22C102711

ID NO. : -

Air Temp ref : S/N. E00522

Barometric ref : S/N. E00522

Water Temp ref : S/N. 11431

Technician : Kittipong M.

Calibration Details

Calibration Point	100% air sat. (@20 °C, DO = 9.09 mg/l)	(status)	(status)
Measurement 1 (mg/l)	9.05	(PASS)	-
Measurement 2 (mg/l)	9.05	(PASS)	-
Measurement 3 (mg/l)	9.05	(PASS)	-
Measurement 4 (mg/l)	9.03	(PASS)	-
Measurement 5 (mg/l)	9.03	(PASS)	-
Measurement 6 (mg/l)	9.01	(PASS)	-
Measurement 7 (mg/l)	9.01	(PASS)	-
Measurement 8 (mg/l)	9.00	(PASS)	-
Measurement 9 (mg/l)	9.00	(PASS)	-
Measurement 10 (mg/l)	9.01	(PASS)	-

Mean Measurement	9.02	mg/l	-	-
Inaccuracy	0.07	mg/l	-	-

Overall Status (PASS)

Manufacturer Specification

Accuracy = +/- 0.2 mg/l

- 1) This certificate is issued based on the result that are found as shown on date and place of test only.
- 2) The calibration procedure followed in accordance with Harikul Science Co., Ltd.
- 3) This result shall not be used for advertising purpose.



Technician Signature



Laboratory Manager

Sartorius (Thailand) Co., Ltd.

129 Rama 9 Road, Huaykwang, Huaykwang, Bangkok 10310

Tel: +66 2643 8361-6, e-mail: service.thailand@sartorius.com



CALIBRATION No.0426

SARTORIUS

Certificate of Calibration

Model Number : SECURA224-1S

Description : Analytical Balance

Serial Number : 41305301

Manufacturer : Sartorius

Certificate No. : 22BCI0160

Issued Date : Tuesday, June 21, 2022

Reference No. : 186783

Page No. : 1 of 2

Customer Name : TNP Environment Co., Ltd.

332/173 Moo 3, Bang Rak Phatthana Bang Bua Thong, Nonthaburi 11110 Thailand.

Calibrated Place : Weighing Room

Calibrated By : Mr.Chonchai Inthana

Calibration Date : Thursday, June 16, 2022

Calibration

Procedure No. : This calibration was conducted by

Using in-house calibration procedure number (WI-003)

Based on UKAS LAB 14 : 2019

Metrological data :

Capacity : 220 g Readability 0.0001 g

Ambients Conditions:

Temperature : 23.8 °C ± 5.0 °C

Humidity : 66.5 % RH ± 10.0 % RH

Pressure : ±

Reasons for calibration☐ New Installation ☐ Service / Repaired ☒ Re-calibration/ Maintenance**Equipment Condition:** ☒ Good Operate ☐ Fair**Measurement Method UKAS Publication Ref : Lab 14**

The measurement uncertainty stated is the expanded uncertainty which is obtained from the standard uncertainty multiplied by the coverage factor ($k=2$) to provide a level of confidence of approximately 95%. It is determined in accordance with the Guide to Expression of Uncertainty in Measurement (GUM). The calibration certificate documents the traceability to National Standards, which realise the unit of measurement according to the International Standard System of Units (SI).

Traceability:

Model Number	Description	Traceability	Certificate No.	Due Date
YCS011-522-00	Sartorius weight set 1mg - 5000g E2, YCS011-522-00	SPC-RT	C02212565	14-Sep-2023
MHB-382SD	Humidity/Barometer/Temp Lutron MHB-382SD	SPC-RT	C19210498	31-Aug-2022

This certificate relate and apply this equipment only.

This certificate may not be reproduced other than in full except with the prior written approval of the Verification Operation Division Sartorius (Thailand) Co., Ltd.

SOP FM 33 03 February 2022

Mr.Chonchai Inthana(Technical Manager)

S
T
A
M
P

Certificate of Calibration

Model Number : SECURA224-1S

Certificate No. : 22BCI0160

Description : Analytical Balance

Issued Date : Tuesday, June 21, 2022

Serial Number : 41305301

Reference No. : 186783

Manufacturer : Sartorius

Page No. : 2 of 2

Calibration Results : Without Adjustment

Repeatability

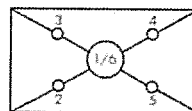
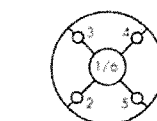
The reproducibility is the ability of a weighing instrument to display nearly identical readouts under constant test conditions when the same load within a measurement series is placed repeatedly on the weighing pan in the same manner. The standard deviation is used to express reproducibility quantitatively.

Nominal Value : (Low Load)	20.0000	200.0001
20 g	20.0000	200.0000
Tolerance	20.0000	200.0001
0.0001 g	20.0000	200.0000
	20.0000	200.0000
Nominal Value : (High Load)	20.0000	200.0000
200 g	20.0000	200.0000
Tolerance	20.0000	200.0001
0.0001 g	20.0001	200.0000
	20.0000	200.0000
Standard Deviation	0.00003	0.00005

Eccentricity (Off-center loading error)

The off-center loading error is yielded by the difference between the readout of the load, i.e. 1/3 or 1/4 of maximum capacity, placed in the middle of the weighing pan and between each of four additional measurement points (positions defined according to OIML R76).

Nominal value : 50 g
Tolerance 0.0004 g



	Difference
1	—
2	0.0000
3	0.0000
4	0.0000
5	0.0000
6	—

Linearity

The linearity, also called linearity error, describes the deviation of the characteristic curve of a weighing instrument from the linear slope.

Tolerance 0.0002 g

Nominal Value (g)	Conventional Mass Value (g)	Displayed Value (g)	Deviation (g)	Uncertainty (g)
0.01	0.0100	0.0100	0.0000	0.00013
0.1	0.1000	0.1000	0.0000	0.00013
1	1.0000	1.0000	0.0000	0.00013
2	2.0000	2.0000	0.0000	0.00013
5	5.0000	5.0000	0.0000	0.00013
10	10.0000	10.0000	0.0000	0.00013
20	20.0000	20.0000	0.0000	0.00013
50	50.0000	50.0000	0.0000	0.00014
100	100.0000	100.0000	0.0000	0.00019
200	200.0000	200.0000	0.0000	0.00030

End of Report.